

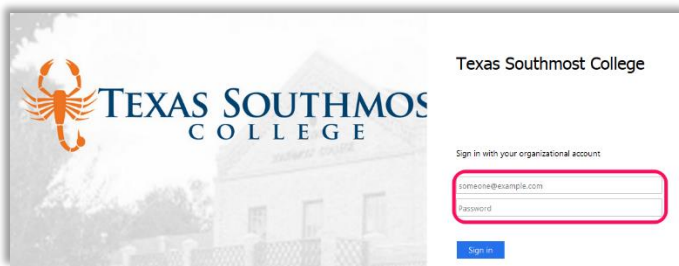
If you're interested in taking an online course, you will need to complete this Online Student Orientation. You are able to access this course following the steps below. This orientation must be completed before registering for any online courses.

For new students, please [click here](#) to submit an application through ApplyTexas. Any other questions regarding admissions to Texas Southmost College, we have provided you with the [Admissions and Records](#) website.

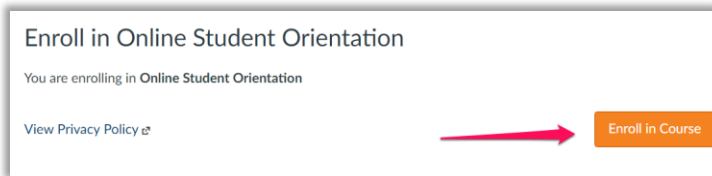
1. Click the link for self-enrollment.

<https://texassouthmostcollege.instructure.com/enroll/FFWMNE>

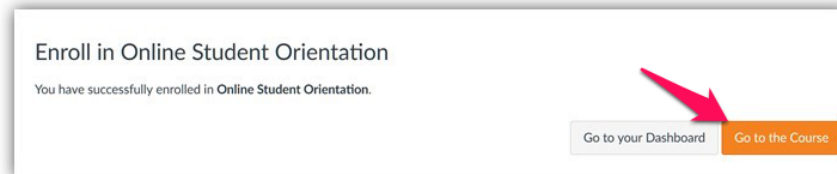
2. Sign in using your TSC credentials.



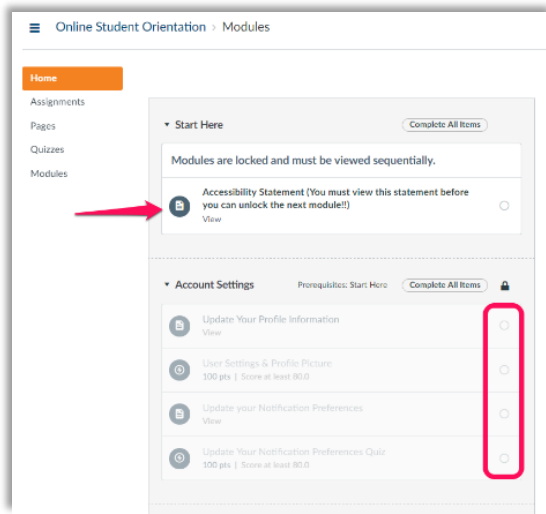
3. **Click** on the “Enroll in Course” button.



4. **Click** on the “Go to Course” button.



5. View the Accessibility statement to unlock the next module.



- Modules are set to unlock after all modules items have been completed.